



Border to Coast Emerging Markets Equity Fund

31 October 2022

Investment Objective

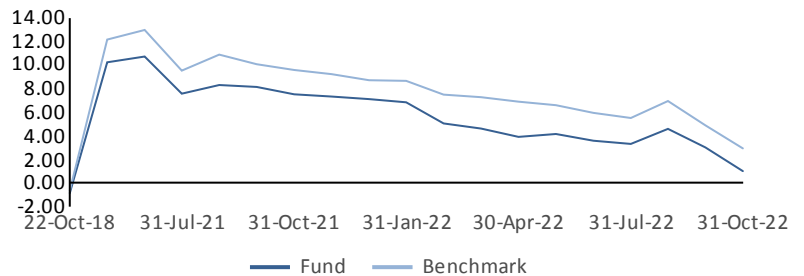
The Fund aims to provide a total return (income and capital) which outperforms the total return of the Benchmark by at least 1.5% per annum over rolling three years periods (after fees and expenses).

Investment Policy

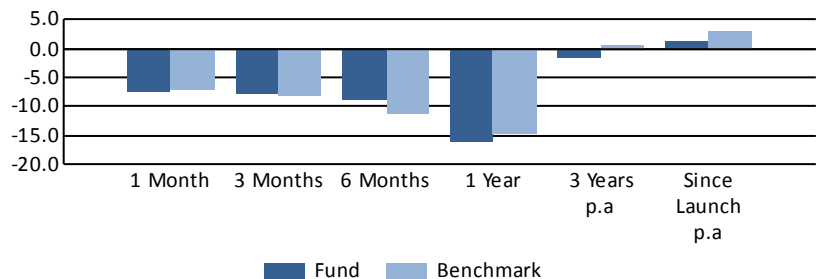
The fund invests primarily in listed equities of companies which are included in the benchmark. The fund is not currently using derivatives for either investment or efficient portfolio management purposes. In the event that Border to Coast intends to use derivatives for either of those purposes within the fund it will give Unitholders 30 days' notice, and may make use of stock lending.

| Key Facts | |
|-------------------------------|--|
| Performance Start Date | 22 October 2018 |
| Fund Type | Authorised Contractual Scheme (ACS) |
| Benchmark | FTSE Emerging Markets (Net)* |
| Base Currency | GBP Sterling |
| Fund Codes | GB00BDD86M56 |
| Valuation Point | 10.30pm UK time on each Dealing Day |
| Dealing Frequency | Each Wednesday that is also a business day |
| Fund Size | £0.9bn |
| Fund Manager(s) | Anthony Petalas |

Cumulative Performance (%) - Since Launch



Performance to Date (%)



Performance to Date (%)

| | 1 Month | 3 Months | 6 Months | 1 Year | 3 Years p.a. | Since Launch p.a. |
|-----------|---------|----------|----------|--------|--------------|-------------------|
| Fund | -7.32 | -7.89 | -8.95 | -16.26 | -1.60 | 1.07 |
| Benchmark | -6.96 | -8.24 | -11.12 | -14.74 | 0.24 | 2.96 |
| Relative | -0.36 | 0.36 | 2.18 | -1.52 | -1.84 | -1.89 |

Calendar Year Performance (%)

| | YTD |
|-----------|--------|
| Fund | -16.28 |
| Benchmark | -13.93 |
| Relative | -2.35 |



Border to Coast Emerging Markets Equity Fund

31 October 2022

Key Statistics Since Inception

| | |
|------------------------|-------|
| Tracking error | 3.28 |
| Information ratio | -0.52 |
| Beta | 0.92 |
| Fund volatility | 13.22 |
| Benchmark volatility | 13.94 |
| Fund Sharpe ratio | 0.07 |
| Benchmark Sharpe ratio | 0.19 |
| Correlation | 0.97 |

Largest Relative Over/ Underweight Stock Positions (%)

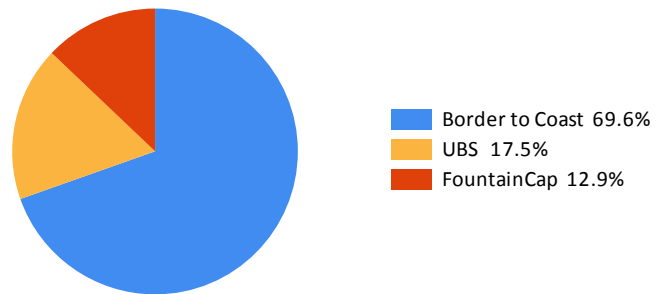
| | |
|-------------------------|-------|
| Kweichow Moutai | +2.01 |
| SQM | +1.51 |
| Petrobas | +1.38 |
| Netease | +1.35 |
| Itau Unibanco | +1.33 |
| Alibaba | -1.42 |
| China Construction Bank | -0.93 |
| Tencent | -0.86 |
| ICBC | -0.65 |
| America Movil | -0.51 |

Contact us
www.bordertocoast.org.uk
 Border to Coast Pensions Partnership
 Toronto Square, Leeds, LS1 2HJ
 Tel 0113 4872550

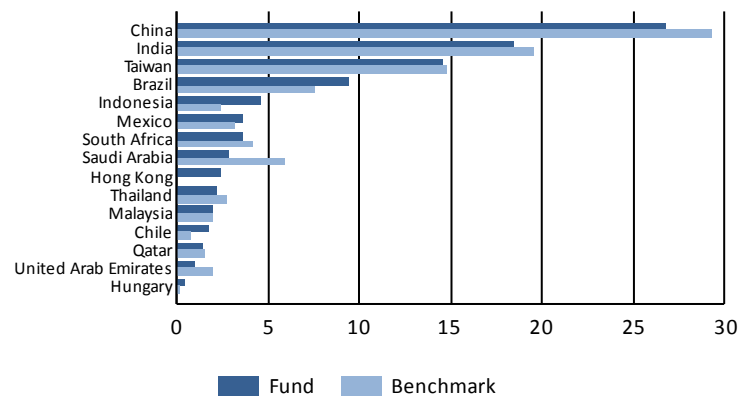
Largest Relative Over/Underweight Sector Positions (%)

| | |
|------------------------|-------|
| Consumer Staples | +4.18 |
| Health Care | +1.65 |
| Energy | +0.84 |
| Industrials | +0.65 |
| Technology | +0.39 |
| Utilities | -3.28 |
| Financials | -2.76 |
| Consumer Discretionary | -2.44 |
| Telecommunications | -2.04 |
| Real Estate | -0.99 |

Manager Breakdown (%)



Regional Breakdown (%)





Border to Coast Emerging Markets Equity Fund

31 October 2022

Past performance is not a guide to future performance.

Performance source: Northern Trust, mid to mid. Performance has been calculated over the stated period on the share price performance basis and net of fees.

Benchmark source: FTSE International Limited (FTSE) © FTSE 2021. FTSE® is a trade mark of the London Stock Exchange Group companies and is used by FTSE International Limited under licence. All rights in the FTSE indices and / or FTSE ratings vest in FTSE and/or its licensors. Neither FTSE nor its licensors accept any liability for any errors or omissions in the FTSE indices and / or FTSE ratings or underlying data. No further distribution of FTSE Data is permitted without FTSE's express written consent.

* Benchmark: S&P Emerging Markets BMI (Net) between 22nd October 2018 to 9th April 2021
Benchmark equal to fund return between 10th April to 28th April 2021 (Performance holiday for fund restructure)

+ Investment Objective Target: +1% between 22nd October 2018 to 9th April 2021
Target equal to fund return between 10th April to 28th April 2021 (Performance holiday for fund restructure)

Disclaimers

The material in this factsheet has been prepared by Border to Coast Pensions Partnership Limited (Border to Coast) and is current as at the date of this factsheet. This information is given in summary form and does not purport to be complete. Information in this factsheet, including any forecast financial information, should not be considered as advice or a recommendation to investors or potential investors in relation to holding, purchasing or selling securities or other financial products or instruments and does not take into account your particular investment objectives, financial situation or needs. Before acting on any information you should consider the appropriateness of the information having regard to these matters, any relevant offer document and in particular, you should seek independent financial advice. All securities and financial product or instrument transactions involve risks, which include (among others) the risk of adverse or unanticipated market, financial or political developments and, in international transactions, currency risk. This factsheet may contain forward looking statements including statements regarding our intent, belief or current expectations with respect to Border to Coasts businesses and operations, market conditions, results of operation and financial condition, capital adequacy, specific provisions and risk management practices. Readers are cautioned not to place undue reliance on these forward looking statements. Border to Coast does not undertake any obligation to publicly release the result of any revisions to these forward looking statements to reflect events or circumstances after the date hereof to reflect the occurrence of unanticipated events. While due care has been used in the preparation of any forecast information, actual results may vary in a materially positive or negative manner. Forecasts and hypothetical examples are subject to uncertainty and contingencies outside Border to Coasts control. Past performance is not a reliable indication of future performance. The information in this factsheet is provided as is and as available and is used at the recipients own risk. To the fullest extent available by law, Border to Coast accepts no liability (including tort, strict liability or otherwise) for any loss or damage arising from any use of, or reliance on, any information provided in this factsheet howsoever caused.

This Fund is for professional investors only. This factsheet is not to be distributed further without the prior permission of Border to Coast, as the Fund is for customers' sole use.

Border to Coast is authorised and regulated by the Financial Conduct Authority 12 Endeavour Square London E20 1JN (FRN800511).