



# Border to Coast Sterling Index-Linked Bond Fund

31 December 2022

## Investment Objective

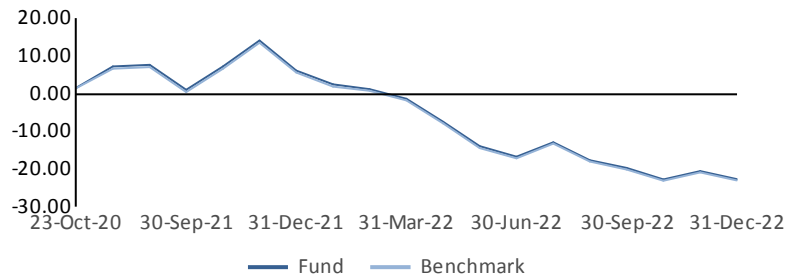
The fund aims to provide a total return (income and capital) which outperforms the total return of the FTSE A Index Linked Gilts > 15 year Index by at least 0.2% per annum over rolling 5 year periods (net of the management fee).

## Investment Policy

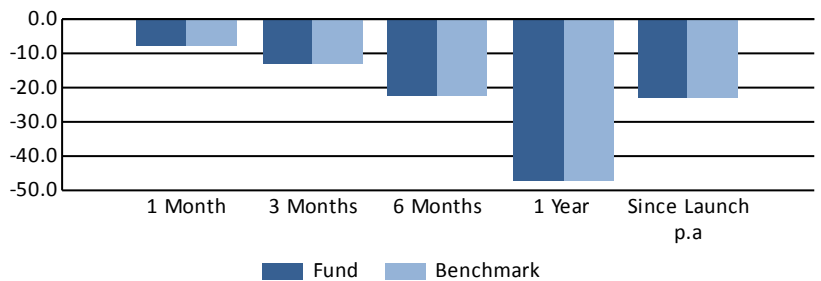
The Fund invests primarily in the inflation-linked debt of the UK government, which will form at least 80% of the portfolio. The Fund will also take off-benchmark positions in sterling denominated corporate and supranational inflation-linked debt.

Key Facts	
<b>Performance Start Date</b>	23 October 2020
<b>Fund Type</b>	Authorised Contractual Scheme (ACS)
<b>Benchmark</b>	FTSE A Index Linked Gilts > 15 Years
<b>Base Currency</b>	GBP Sterling
<b>Fund Codes</b>	GB00BMY5QF19
<b>Valuation Point</b>	10.30pm UK time on each Dealing Day
<b>Dealing Frequency</b>	Each Wednesday that is also a business day
<b>Fund Size</b>	£1.7bn
<b>Fund Manager(s)</b>	Kevin Palmer/Daniel Loughney

## Cumulative Performance (%) - Since Launch



## Performance to Date (%)



## Performance to Date (%)

	1 Month	3 Months	6 Months	1 Year	Since Launch p.a
Fund	-7.47	-12.80	-22.28	-46.73	-22.54
Benchmark	-7.50	-12.76	-22.42	-46.92	-22.87
Relative	0.04	0.04	0.14	0.19	0.33

## Calendar Year Performance (%)

	YTD
Fund	-46.73
Benchmark	-46.92
Relative	0.19



# Border to Coast Sterling Index-Linked Bond Fund

31 December 2022

## Key Statistics Since Inception

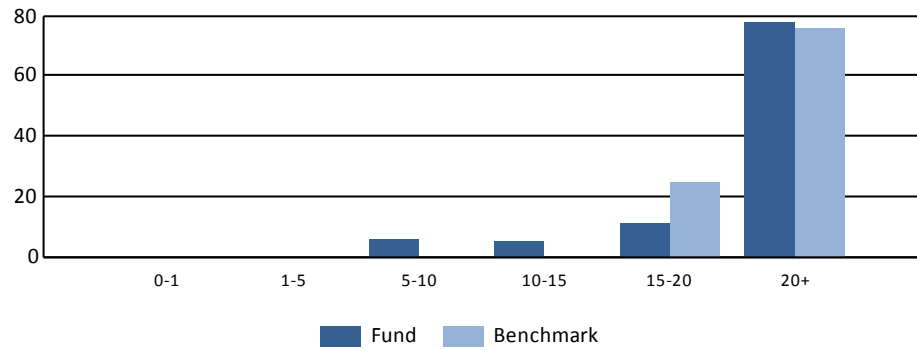
Tracking error	0.28
Effective Duration (Fund)	26.18
Effective Duration (BM)	26.38
Real Yield to Maturity (Fund)	0.63
Real Yield to Maturity (BM)	0.46
Credit Rating (Fund)	Aa
Credit Rating (BM)	Aa

## Largest Relative Over/ Underweight Issue Positions (%)

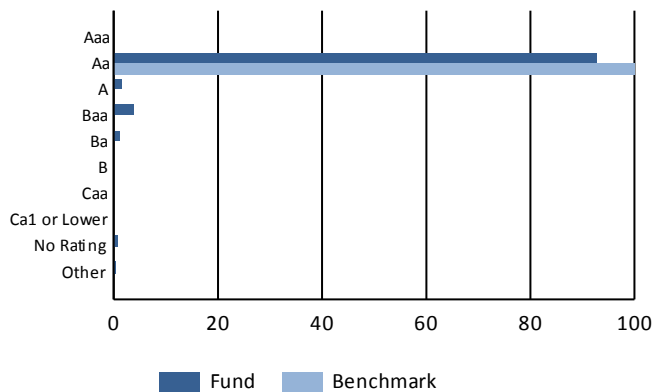
UK Treasury ILG 0.125% Mar 2046	+2.48
Network Rail ILB 1.125% Nov 2047	+2.31
UK Treasury ILG 0.125% Nov 2056	+2.18
CTRL Section 1 ILB 2.334% Nov 2051	+1.85
UK Treasury ILG 0.125% Mar 2044	+1.84
UK Treasury ILG 0.625% Mar 2040	-5.20
UK Treasury ILG 0.625% Nov 2042	-3.03
UK Treasury ILG 0.125% Mar 2039	-2.87
UK Treasury 0.75% Nov 2047	-2.78
UK Treasury ILG 0.125% Mar 2051	-2.54

Contact us  
[www.bordertocoast.org.uk](http://www.bordertocoast.org.uk)  
 Border to Coast Pensions Partnership  
 Toronto Square, Leeds, LS1 2HJ  
 Tel 0113 4872550

## Duration Breakdown (%)



## Credit Rating Breakdown (%)



### Note

- 1) Source: Northern Trust
- 2) Real YTM data from Bloomberg
- 3) Credit ratings from Moody's



# Border to Coast Sterling Index-Linked Bond Fund

31 December 2022

**Past performance is not a guide to future performance.**

Benchmark source: FTSE International Limited (FTSE) © FTSE 2021. FTSE® is a trade mark of the London Stock Exchange Group companies and is used by FTSE International Limited under licence. All rights in the FTSE indices and / or FTSE ratings vest in FTSE and/or its licensors. Neither FTSE nor its licensors accept any liability for any errors or omissions in the FTSE indices and / or FTSE ratings or underlying data. No further distribution of FTSE Data is permitted without FTSE's express written consent.

**Disclaimers**

The material in this factsheet has been prepared by Border to Coast Pensions Partnership Limited (Border to Coast) and is current as at the date of this factsheet. This information is given in summary form and does not purport to be complete. Information in this factsheet, including any forecast financial information, should not be considered as advice or a recommendation to investors or potential investors in relation to holding, purchasing or selling securities or other financial products or instruments and does not take into account your particular investment objectives, financial situation or needs. Before acting on any information you should consider the appropriateness of the information having regard to these matters, any relevant offer document and in particular, you should seek independent financial advice. All securities and financial product or instrument transactions involve risks, which include (among others) the risk of adverse or unanticipated market, financial or political developments and, in international transactions, currency risk. This factsheet may contain forward looking statements including statements regarding our intent, belief or current expectations with respect to Border to Coasts businesses and operations, market conditions, results of operation and financial condition, capital adequacy, specific provisions and risk management practices. Readers are cautioned not to place undue reliance on these forward looking statements. Border to Coast does not undertake any obligation to publicly release the result of any revisions to these forward looking statements to reflect events or circumstances after the date hereof to reflect the occurrence of unanticipated events. While due care has been used in the preparation of any forecast information, actual results may vary in a materially positive or negative manner. Forecasts and hypothetical examples are subject to uncertainty and contingencies outside Border to Coasts control. Past performance is not a reliable indication of future performance. The information in this factsheet is provided as is and as available and is used at the recipients own risk. To the fullest extent available by law, Border to Coast accepts no liability (including tort, strict liability or otherwise) for any loss or damage arising from any use of, or reliance on, any information provided in this factsheet howsoever caused.

This Fund is for professional investors only. This factsheet is not to be distributed further without the prior permission of Border to Coast, as the Fund is for customers' sole use.

Border to Coast is authorised and regulated by the Financial Conduct Authority 12 Endeavour Square London E20 1JN (FRN800511).